

Created
for life.

iver

Created for life.

iver



Explore Iver's full collection
of architectural door
hardware online.



Copenhagen Lever on Rectangular Backplate with Privacy Turn 15372P85 in Brushed Brass.
Design: Lydia Maskell, Project: Good Soul Cottage, Launceston, TAS.

Selecting your Door Furniture	12
Whole-of-home Collections	
Baltimore	25
Helsinki	33
Osaka	41
Sarlat	49
Collections	
Annecy	61
Cambridge	63
Copenhagen	65
Guildford	67
Oxford	69
Paddington	71
Stirling	73
Verona	75
Sliding Door Pulls	77
Accessibility	79
Accessories	81
Technical Information	83



Architectural door hardware with a design sensibility at its heart. The Iver collection successfully combines style and quality allowing you to impart personal meaning to the touch points in your home.

Design-led pieces that don't sacrifice quality and durability, this collection makes great design accessible to all.

Carefully designed to suit a range of contemporary, classic and timeless interiors, Iver simplifies the selection process, to create an effortlessly beautiful and premium home.

Left to right: Osaka Collection - 160mm Cabinet Pull 20963, 256mm 20973, Cupboard Half Moon Pull 150mm (x2) 21333, Large Half Moon Pull 250mm 21343, 96mm Cabinet Pull 20943, 128mm 20953, Half Moon Lip Pull 20933 and Half Moon Drawer Pull 21323 all in Matt Black.



Every home has a signature, and with Iver's whole-of-home offering discover the perfect expression of your style and apply this seamlessly throughout your home.

Simply choose from one of Iver's whole-of-home collections to complement the style of your home, and easily create a look throughout, with matching levers, pull handles and cabinetware.

With Iver's guarantee of premium quality across the entire collection, you have added assurance that durable and long-lasting hardware will be featured throughout your space.

Iver's curated whole-of-home collections have been uniquely developed with versatility in mind. They will inspire you to create connected spaces, that are truly personal to your taste.

Left to right: Sarlat Collection - Lever on Round Rose 9201, Round Euro Escutcheon 9301, Drawer Pull 20811, Cupboard Knob 32mm 0560, Cabinet Pull 128mm 21061, all in Signature Brass.

Iver is supported by 40 years of leadership in the Australian architectural hardware industry.

Iver products are backed by warranty and a high level of customer service, so you can be confident our hardware is right for your project.

Solid Forged Brass

All pieces are forged from high quality, durable solid brass.

Cycle Tested

Door levers on rose successfully tested to meet the highest durability rating (D8, 500,000 cycles) under the Australian Standard (AS4145.2: 2008).

Fire Rated*

Door levers, knobs and pull handles are fire rated to 2 hours to meet the requirements of the Australian Standard (AS1530.4:2014).

*Accessories are not fire rated

Left to Right: Anncy Lever on Stepped Backplate 10744, Copenhagen Lever on Oval Backplate 10876, Anncy Lever on Round Rose 0321, Copenhagen Lever on Round Rose 20801, all in Signature Brass.



Selecting your Door Furniture

Your hardware journey starts here...

1. Select your finish

Page 13



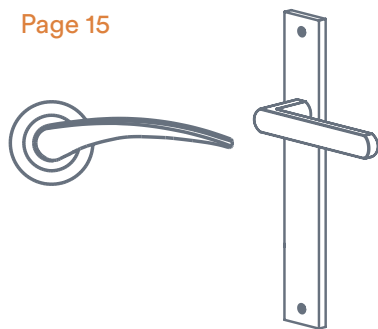
2. Select your knob, lever, pull handle or sliding door pull

Page 14



3. Select your door hardware style

Page 15



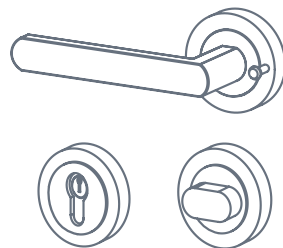
4. Select the backplate for your knob or lever

Page 16



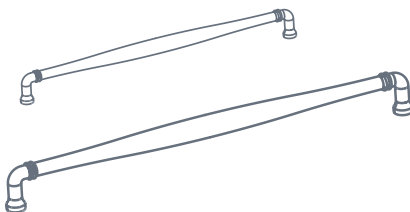
5. Select your lock type

Page 19



6. Select your cabinetware style

Page 22



Selecting your Door Furniture

Select your finish



Matt Black

Tone: Deep and intense

Finish: Flat monochrome finish

The always on-trend Matt Black is both highly durable and a timeless option for any space or style of home.



Polished Brass*

Tone: Warm gold

Finish: Bright reflective shine

This Polished Brass finish has a distinctive jewel-like glow. Over time this finish develops beautiful variations in its colour as the polished appearance ages, giving it a distinctly timeless look.



Brushed Brass**

Tone: Warm gold

Finish: Satin brushed

Brushed Brass exhibits bright, warm tones, adding contemporary flair to our Polished Brass finish. Effortlessly paired with colourful palettes or comfortable as a statement piece, the fine brushed detailing and vibrant gold hues make this finish a must-have.



Polished Chrome

Tone: Cool silver

Finish: Bright reflective shine

The pristine shine of Polished Chrome evokes a sense of luxury, adding refined elegance to any space. This finish can be used across a range of design styles, standing the test of time in both contemporary and classically styled homes.



Brushed Chrome

Tone: Cool silvery blue

Finish: Satin brushed

Sleek and understated, the modern Brushed Chrome features subtle detailing and exhibits cool tones, a perfect match for all stainless-steel fittings and appliances.



Signature Brass

Tone: Deep bronze tones

Finish: Distinctively hand-aged

The unique Signature Brass finish offers beautifully rich colour, its dark undertones and golden highlights adding depth to any space.



Polished Nickel*

Tone: Warm silver

Finish: Bright reflective shine

The Polished Nickel finish is a warmer alternative to the cooler Polished Chrome, softening its appearance while maintaining a sense of luxuriousness.



Satin Nickel

Tone: Warm silver

Finish: Gentle sheen

With its contemporary aesthetic, Satin Nickel is the perfect finish for an understated yet sophisticated look. Silver hues are balanced with the warmth of nickel to make this finish easily adaptable to any space.



Distressed Nickel*

Tone: Deep silver with mottled pewter tones

Finish: Rustic and textured

Distinct and bold, Distressed Nickel has a beautiful worn appearance. Similar to traditional English pewter, this character-filled finish will add a rustic touch to your project.

* Selected styles

**Sensitive Finish: Brass is renowned for its beauty, but is subject to some natural discolouration over time. The unique texture of our Brushed Brass will render it more susceptible to this natural aging process. Whilst being coated in a protective lacquer designed to increase the time before the aging process commences, exposure to harsh chemicals and salt spray will accelerate the breakdown of the lacquer. This can change the appearance of your Brushed Brass hardware prematurely. General care when handling your door furniture is recommended. Cleaning with a soft damp cloth will help maintain the integrity of the finish.

Selecting your Door Furniture

Select your knob, lever, pull handle or sliding door pull

A Door Knob?



Paddington

A Door Lever?



Helsinki

A Pull Handle?



Baltimore

A Sliding Door Pull?



Rectangular

Selecting your Door Furniture

Select your knob or lever style

Which style will suit your home? Choose from a range of classic and contemporary door hardware designs.

Classic			
	Guildford	Paddington	Cambridge
			
	Sarlat	Stirling	Verona
Contemporary			
	Oxford	Annecy	Copenhagen
			
	Helsinki	Osaka	Baltimore

Selecting your Door Furniture

Select the backplate for your knob or lever



Round Rose



Oval



Rectangular



Square Rose



Shouldered



Stepped

Pictured: Copenhagen lever

Selecting your Door Furniture

Select your pull handle style

Perfect for front doors or a feature door.



Sarlat
Pull Handle



Helsinki
Pull Handle



Baltimore
Pull Handle



Osaka Half
Moon Pull Handle

Select your sliding door pull style



Rectangular
Sliding Door Pull



Round Sliding
Door Pull

Selecting your Door Furniture

Complement your selected door hardware with a matching centre door knob and knocker

Centre Door Knob



Sarlat Centre Door Knob



Photographer: Ellie Byrne, Project: Glenferrie Farm

Door Knocker



Sarlat Door Knocker



Photography: Neiyo, Design: My Love Of.

Selecting your Door Furniture

Select your lock type

Different doors require different lock types and accessories. Select the type of lock you need for your doors using the floor plan below.



- Passage**
For internal non-locking doors.
- Privacy**
For internal doors where privacy is needed.
- Entrance**
For external doors that need high security locks.

Selecting your Door Furniture

Kits include all components required to install on your door.

Available with most Iver door lever, knob, pull handle and sliding door pull styles in your selected rose or backplate and finish.

Passage Kits

For internal doors where a lock is not required, including bedrooms, living rooms, hall doors and laundries*.



Rose



Backplate



Rectangular Sliding Door Pull

Privacy Kits

For internal doors where privacy is needed, including bathrooms, powder rooms, offices and bedrooms*. Privacy kits either feature an inbuilt privacy function and concealed emergency release, or a separate turn and emergency release.



Rose with Inbuilt Privacy Button



Rose with Separate Privacy Turn



Backplate with Privacy Turn



Rectangular Sliding Door Pull with Privacy Turn



Round Sliding Door Pull with Privacy Turn

Entrance Kits

For external doors that need high security locks, including front and back entrance doors, garage access, patios and storerooms*. Entrance kits include a key to lock / unlock externally and the option of either a key or a thumb turn to lock internally.



Rose with Separate High Security Lock



Backplate with High Security Lock



Pull Handle with Separate High Security Lock



Rectangular Sliding Door Pull with High Security Lock



Scan for more info

*Typical applications listed are some of the most common applications for these kit types, however kits may be used for other applications not included here.
For full list of included components, please scan the QR code or visit our website.

Selecting your Cabinetware

Select your style

Cabinet Pulls to match your levers and pull handles.

Baltimore Cabinet Pulls

Helsinki Cabinet Pulls

Osaka Cabinet Pulls

Sarlat Cabinet Pulls

Backplates All cabinet pulls are available with a backplate.

Baltimore

Helsinki

Osaka

Sarlat

Cabinet Pull Handles, Drawer Pulls and Cupboard Knobs

Helsinki T Pull

Osaka Half Moon Pulls

Osaka Half Moon Lip Pull

Sarlat Cupboard Knobs

Osaka Half Moon Drawer Pull

Sarlat Drawer Pull

Cabinetware Placement

Recommended cabinetware positions

Cabinet Drawers

Small 30cm or less

1 x 96mm, 128mm or 160mm cabinet pull.

1 x knob, drawer pull or lip pull.

Medium 30cm - 75cm

1 x 96mm, 128mm, 160mm or 256mm cabinet pull.

1 x knob, drawer pull or lip pull.

Large 75cm or more

2 x 96mm, 128mm or 160mm cabinet pulls.

2 x knob, drawer pull or lip pulls.

1 x 256mm, 320mm or 450mm cabinet pull.

Cabinet Doors

Top

Centre

Bottom

Half Moon Pulls

Can be placed together.

Tall Cupboards and Appliance Cupboards

2 x 256mm, 320mm or 450mm cabinet pulls. Large pulls can be used vertically.



Baltimore Collection

The Baltimore collection blends a minimalist aesthetic with clean lines and modern utility.

Designed for versatility, the Baltimore collection is as comfortable as a statement décor choice as it is a complement to the style of your home. Try the Baltimore collection in Matt Black for a distinct look, or our Signature Brass to introduce deep, bronze tones to your spaces.

The Baltimore collection features matching door levers, pull handles and cabinetware.

Left to right: Baltimore Collection - 256mm Cabinet Pull 20901, 600mm Pull Handle 21301, Lever on Rectangular Backplate 10702, 160mm Cabinet Pull 20891, 128mm 20881 all in Signature Brass.



Baltimore Lever on Rectangular Backplate with Privacy Turn 10702P85 in Signature Brass.
Design: Soul Home, Project: The Shack, Cronulla Beach, NSW.







Baltimore Lever

Designed for versatility, the Baltimore is as comfortable as a statement piece as it is a complement to the style of your home. The Baltimore is a sleek and timeless choice.






The Baltimore lever can be purchased as a passage, privacy or entrance kit. Kits include all components required to install on your door.



Backplate Options

- | | | | |
|--|---|---|--|
| 
Round
Rose | 
Square
Rose | 
Oval | 
Rectangular |
| 
Round
Inbuilt
Privacy | 
Square
Inbuilt
Privacy | | |

Lever Finishes

- | | |
|--|---|
|  Matt Black |  Signature Brass |
|  Polished Brass |  Polished Chrome |
|  Brushed Brass |  Brushed Chrome |
|  Satin Nickel | |

Explore the Baltimore collection.





Baltimore 600mm Pull Handle 21309, Osaka Lever on Round Rose 20779 all in Satin Nickel.

Baltimore Pull Handle

The Baltimore pull handle is the perfect complement to the understated style of the Baltimore lever and cabinetware, making it easy to match designs throughout your home.

The 600mm Baltimore pull handle can be purchased as an entrance kit. Kits include all components required to install on your door.



Pull Lengths

All measurements are Centre-to-Centre (CTC)

600mm

900mm

Pull Finishes

-  Matt Black
-  Polished Brass
-  Brushed Brass
-  Satin Nickel
-  Signature Brass
-  Polished Chrome
-  Brushed Chrome

Explore the
Baltimore collection.





Baltimore Cabinet Pull Handle 320mm 20919 in Satin Nickel.

Baltimore Cabinetware

Matching Baltimore cabinetware pairs perfectly with the Baltimore lever and pull handle for a seamless look throughout a project or home.

Baltimore cabinet pulls are available in five sizes with optional matching backplates.

Pull Lengths All measurements are Centre-to-Centre (CTC)

128mm

160mm

256mm

320mm

450mm

Backplate Lengths All measurements are Backplate Length (BP)

173mm

205mm

301mm

365mm

495mm

Pull Finishes

Matt Black

Polished Chrome

Brushed Brass

Brushed Chrome

Satin Nickel

Signature Brass

Explore the Baltimore collection.

Helsinki Collection

Engaging and distinctive, the Helsinki collection takes inspiration from an industrial aesthetic, reflecting these cues in refined accents.

Style the Helsinki collection in our warm Brushed Brass finish to add a bold statement to a neutral space, or for a contemporary-minimalist project the silver hues of Satin Nickel provide a clean and understated look.

The Helsinki collection features matching door levers, pull handles and cabinetware.

Left to right: Helsinki Collection - T Pull 20989, 128mm Cabinet Pull 21009, 450mm Pull Handle 20710, Lever on Oval Backplate 14900, 96mm Cabinet Pull 20999, 160mm 21019 all in Satin Nickel.



Helsinki Lever on Rectangular Backplate 15396 in Brushed Brass.

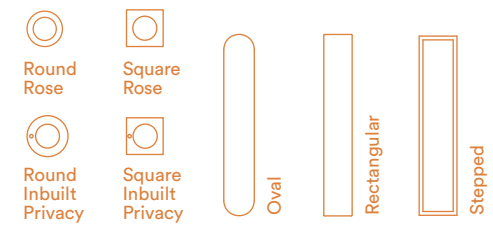
Helsinki Lever

Engaging and distinct, the Helsinki takes its cues from industrial design, celebrating the simplicity of clean lines. The Helsinki adds a bold statement to a neutral space and sits comfortably amongst contemporary minimalist projects.

The Helsinki lever can be purchased as a passage, privacy or entrance kit. Kits include all components required to install on your door.



Backplate Options



Lever Finishes



Explore the Helsinki collection.





Helsinki 450mm Pull Handle 20704 in Matt Black.

Helsinki Pull Handle

The Helsinki pull handle's bold design makes it the perfect statement piece, pair with the Helsinki lever and cabinetware for a seamless look.

The 450mm and 600mm Helsinki pull handle can be purchased as an entrance kit. Kits include all components required to install on your door.



Pull Handle Lengths
All measurements are Centre-to-Centre (CTC)

- 450mm
- 600mm
- 900mm*

Pull Finishes

-  Matt Black
-  Brushed Brass
-  Satin Nickel
-  Signature Brass
-  Polished Chrome
-  Brushed Chrome

*Helsinki 900mm Pull Handle in Signature Brass, Brushed Chrome and Satin Nickel are currently unavailable.

Explore the Helsinki collection.



Helsinki Cabinetware

The Helsinki cabinetware collection beautifully complements the Helsinki lever and pull handle for a seamless look throughout a project or home.

Helsinki cabinet pulls are available in five sizes with optional matching backplates.



Helsinki 256mm Cabinet Pull 21023, T Pull 20983, Cabinet Pull 160mm 21013 in Matt Black.

Pull Lengths All measurements are Centre-to-Centre (CTC)

50mm	
96mm	
128mm	
160mm	
256mm	

Backplate Length All measurements are Backplate Length (BP)

141mm	
173mm	
205mm	
301mm	

Pull Finishes

	Matt Black		Signature Brass
	Brushed Brass		Polished Chrome
	Satin Nickel		Brushed Chrome

Explore the Helsinki collection.





Osaka Collection

The Osaka collection combines rounded and flat forms with distinct edging to create a truly contemporary selection of designs.

Understated and chic, the Osaka collection complements daring spaces and minimalist design through its simple shape and beauty. For a pop of colour, feature the Osaka collection in Brushed Brass, or contrast lighter spaces with our intense Matt Black.

The Osaka collection features matching door levers, pull handles and cabinetware.

Left to right: Osaka Collection - Lever on Round Rose 20776, Lever on Rectangular Backplate 15360, Large Half Moon Pull 250mm 21346, 128mm Cabinet Pull 20956, Cupboard Half Moon Pull 150mm 21336, Half Moon Drawer Pull 21326, 96mm Cabinet Pull 20946 all in Brushed Brass.



Osaka Lever on Round Rose 20771 in Signature Brass.
Photography: Mindi Cooke, Design: Zephyr + Stone, Project: Coral House, Brisbane, QLD.

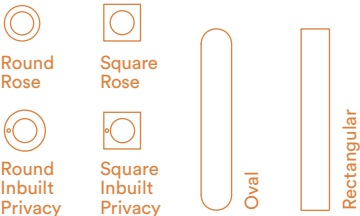
Osaka Lever

The Osaka lever combines rounded and flat forms with distinct edging to create a truly contemporary piece. Understated and chic, the Osaka complements daring spaces and bold design through its simple shape and beauty.

The Osaka lever can be purchased as a passage, privacy or entrance kit. Kits include all components required to install on your door.



Backplate Options



Lever Finishes



Explore the Osaka collection.





Osaka 160mm Cabinet Pull 20966 in Brushed Brass finish.

Osaka Cabinetware - Cabinet Pulls

Osaka cabinetware matches effortlessly with the Osaka lever for a seamless look throughout a project or home.

Osaka cabinet pulls are available in five sizes with optional matching backplates.

Pull Lengths

All measurements are Centre-to-Centre (CTC)

96mm	
128mm	
160mm	
256mm	

Backplate Lengths

All measurements are Backplate Length (BP)

141mm	
173mm	
205mm	
301mm	

Pull Finishes

 Matt Black	 Signature Brass
 Brushed Brass	 Polished Chrome
 Satin Nickel	 Brushed Chrome

Explore the Osaka collection.





Osaka Cupboard Half Moon 150mm 21386, Half Moon Drawer Pull 21326, Cabinet Pull 256mm 20976 all in Brushed Brass.

Osaka Cabinetware - Half Moon Pulls

The Osaka collection features a range of half moon cabinetware, including a drawer and lip pull, cupboard pull and large pull that can be used as both a cabinet and door pull.

Pull Heights Measurements refer to Product Height

Half Moon Drawer Pull



Half Moon Lip Pull



Cupboard Half Moon Pull 150mm



Large Half Moon Pull 250mm



Pull Finishes



Matt Black



Signature Brass



Brushed Brass



Polished Chrome



Satin Nickel



Brushed Chrome

Explore the Osaka collection.



Sarlat Collection

The Sarlat collection takes inspiration from French Provincial design to provide a distinct and classic profile.

As comfortable in a modern Hamptons home as a classic French-style abode, the Sarlat collection is a blend of modern beauty and timeless appeal. For a sense of luxury, the pristine Polished Chrome finish is the perfect complement to the elegant design of the Sarlat or try the warm bronze tones of Signature Brass for a more considered look and feel.

The Sarlat collection features matching door levers, pull handles, centre door knob, knocker and cabinetware.



Left to right: Sarlat Collection - Drawer Pull 20814, Cupboard Knobs 38mm 0567, 32mm 0566, 160mm Cabinet Pull on Backplate 21074B, 128mm Cabinet Pull 21064, Lever on Round Rose 9204, Door Knocker 9394, Centre Door Knob 9404, 450mm Pull Handle 9384 all in Polished Chrome.



Sarlat Lever on Round Rose 9200 with Round Euro Escutcheon (cylinder not specified) 9300 in Polished Brass.
Photography: the.palm.co, Project: Alfred place, Build: HS Building.

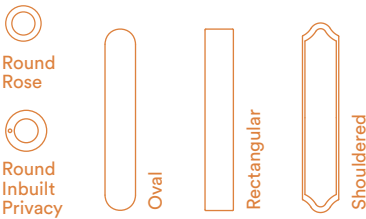
Sarlat Lever

The Sarlat lever takes inspiration from French Provincial design to provide a distinct and classic profile. This lever is as comfortable in a modern Hamptons home as a classic French-style abode. The Sarlat is a blend of modern beauty and timeless appeal.

The Sarlat lever can be purchased as a passage, privacy or entrance kit. Kits include all components required to install on your door.



Backplate Options



Lever Finishes



Explore the Sarlat collection.



Sarlat Pull Handle

With its classic profile and timeless appeal, the Sarlat pull handle matches the Sarlat lever and cabinetware for an elegant style throughout your home.

Also available on backplate.

The 450mm and 600mm Sarlat pull handle can be purchased as an entrance kit. Kits include all components required to install on your door.



Pull Lengths

All measurements are Centre-to-Centre (CTC)

257mm on backplate

450mm 600mm

Pull Finishes

- Matt Black
- Polished Brass
- Brushed Brass
- Satin Nickel
- Polished Nickel
- Signature Brass
- Polished Chrome
- Brushed Chrome
- Distressed Nickel

Explore the Sarlat collection.





Sarlat Door Knocker 9390, Sarlat 450mm Pull Handle 9380, all in Polished Brass.
Photography: Neiyu. Design: My Love Of.

Sarlat Door Knocker and Centre Door Knob

The front door is the first touch point of your home. The Sarlat door knocker and centre door knob are designed to complement your home and create a memorable first impression.



Sarlat Door Knocker & Centre Door Knob Finishes

- | | |
|---|---|
|  Matt Black |  Signature Brass |
|  Polished Brass |  Polished Chrome |
|  Brushed Brass |  Brushed Chrome |
|  Satin Nickel |  Distressed Nickel |
|  Polished Nickel | |

Explore the Sarlat collection.





Left to Right: Sarlat 256mm Cabinet Pull 21080, 450mm Pull Handle 9380, 160mm Cabinet Pull 21070 all in Polished Brass.
Photographer: May Photography, Project: Chym Park Cottage, QLD.

Sarlat Cabinetware - Cabinet Pulls

The Sarlat cabinetware collection, paired with the Sarlat lever, pull handles and door accessories create a seamless look throughout a project or home.

Sarlat cabinet pulls are available in five sizes with optional matching backplates.

</

Sarlat Cabinetware - Cupboard Knobs and Drawer Pull

The Sarlat cabinetware collection also features a drawer pull and cupboard knob that is available in two sizes.



Left to right: Sarlat Cupboard Knob 32mm 0560, Drawer Pull 2081, Sarlat Cabinet Pull 128mm 21061 all in Signature Brass.

Measurements All measurements are Diameter

Drawer Pull



Cupboard Knob 38mm



Cupboard Knob 32mm



Finishes

- Matt Black
- Polished Brass
- Brushed Brass
- Satin Nickel
- Polished Nickel
- Signature Brass
- Polished Chrome
- Brushed Chrome
- Distressed Nickel

*Finish only available in Sarlat cupboards knobs

Explore the Sarlat collection.





Annecy Lever on Rectangular Backplate with Euro Lock 1270SE85 in Matt Black.
Photographer: Simon Whitbread. Project: Stritt Design and Construction, Newport, NSW.

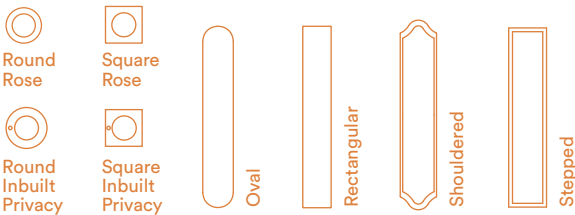
Annecy

Inspired by traditional French Provincial design, the Annecy pays homage to its namesake, while providing a universally refined choice. A classic style, the beauty of this solid forged brass lever is not bound by trends and will stand the test of time.

The Annecy lever can be purchased as a passage, privacy or entrance kit. Kits include all components required to install on your door.



Backplate Options



Lever Finishes

- | | |
|---|---|
|  Matt Black |  Signature Brass |
|  Polished Brass |  Polished Chrome |
|  Brushed Brass |  Brushed Chrome |
|  Satin Nickel |  Distressed Nickel |
|  Polished Nickel | |

Explore the Annecy collection.



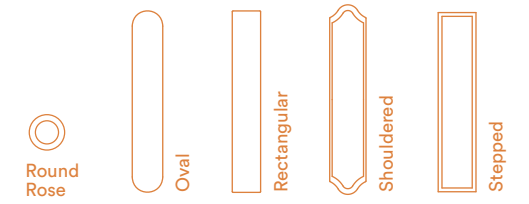
Cambridge

The simple rounded form of the Cambridge references the Victorian era, whilst still providing a high level of versatility in application. The Cambridge is perfectly suited to a concealed fix rose or a variety of backplates.

The Cambridge knob can be purchased as a passage, privacy or entrance kit. Kits include all components required to install on your door.



Backplate Options



Door Knob Finishes



Explore the Cambridge collection.



Cambridge Knob on Rectangular Backplate 15322 in Brushed Brass.

Copenhagen Lever on Round Rose 20806 in Brushed Brass.
Designer: Lydia Maskell, Project: Good Soul Cottage, Launceston, TAS.









Copenhagen

The refined style of the Copenhagen lever embodies 20th Century European design, with its elegant style and sophisticated appearance. This stunning lever has versatile application, easily adapting to any space and commanding attention in each one. Pair with a contemporary project for a glamorous element or complement traditional furnishings in a classic space.







The Copenhagen lever can be purchased as a passage, privacy or entrance kit. Kits include all components required to install on your door.



Backplate Options

 Round Rose	 Square Rose	 Oval	 Rectangular	 Shouldered	 Stepped
 Round Inbuilt Privacy	 Square Inbuilt Privacy				

Lever Finishes

 Matt Black	 Polished Chrome
 Brushed Brass	 Brushed Chrome
 Satin Nickel	 Distressed Nickel
 Signature Brass	

Explore the Copenhagen collection.





Guildford Knob on Round Rose 0229 in Satin Nickel.

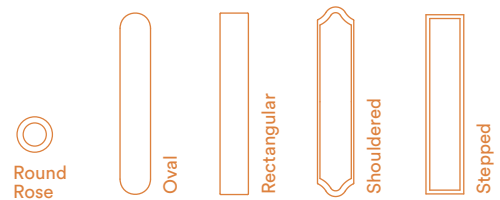
Guildford

The elegance of the Guildford is embodied in its reeded form, inspired by designs of the early Georgian era. Used with a concealed fix rose, the Guildford provides a perfect option for your period restoration, contemporary extension, or new build. Paired with a sleek backplate, the knob perfectly bridges the gap between traditional and contemporary.

The Guildford knob can be purchased as a passage, privacy or entrance kit. Kits include all components required to install on your door.



Backplate Options



Door Knob Finishes

- | | |
|---|---|
|  Matt Black |  Signature Brass |
|  Polished Brass |  Polished Chrome |
|  Brushed Brass |  Brushed Chrome |
|  Satin Nickel |  Distressed Nickel |
|  Polished Nickel | |

Explore the Guildford collection.





Oxford Lever on Round Rose 9223 in Matt Black.
Photography: Dylan James. Design: Homes by Ivy, Armadale, VIC.







Oxford

With its flowing lines and subtle curve, the Oxford lever will complement a range of settings. Perfect for a new extension on an older home or light, minimal spaces, the Oxford blends various design influences to suit classic and modern homes.

The Oxford lever can be purchased as a passage, privacy or entrance kit. Kits include all components required to install on your door.



Backplate Options

- 
Round
Rose
- 
Square
Rose
- 
Round
Inbuilt
Privacy
- 
Square
Inbuilt
Privacy
- 
Oval
- 
Rectangular

Lever Finishes

-  Matt Black
-  Brushed Brass
-  Satin Nickel
-  Signature Brass

Explore the Oxford collection.



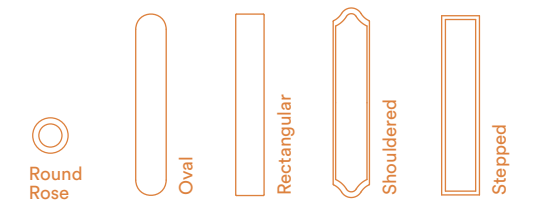
Paddington

Crafted from solid forged brass, the Paddington knob provides a subtle nod to its English roots with a refined, elegant appearance, a versatile knob that is perfectly suited to a concealed fix rose or a number of different backplates.

The Paddington knob can be purchased as a passage, privacy or entrance kit. Kits include all components required to install on your door.



Backplate Options



Door Knob Finishes

- | | |
|---|---|
|  Matt Black |  Signature Brass |
|  Polished Brass |  Polished Chrome |
|  Brushed Brass |  Brushed Chrome |
|  Satin Nickel |  Distressed Nickel |
|  Polished Nickel | |

Explore the Paddington collection.



Paddington Knob on Stepped Backplate with Privacy Turn 12838P85 in Matt Black.



Stirling Levers on Stepped Backplate 10926, Locking Flush Bolt 300mm 20321, all in Signature Brass.

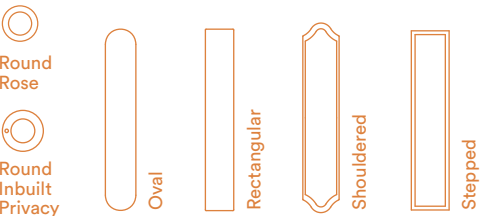
Stirling

Inspired by decorative and ornamental Victorian era design, the Stirling adds an element of prestige to any space. Showcasing fluid lines and an understated flair, this timeless piece will provide moments of elegance throughout your home.









The Stirling lever can be purchased as a passage, privacy or entrance kit. Kits include all components required to install on your door.



Backplate Options



Lever Finishes

- | | |
|--|---|
|  Matt Black |  Signature Brass |
|  Polished Brass |  Polished Chrome |
|  Brushed Brass |  Brushed Chrome |
|  Satin Nickel |  Distressed Nickel |

Explore the Stirling collection.





Verona Lever on Round Rose 0311 in Signature Brass.

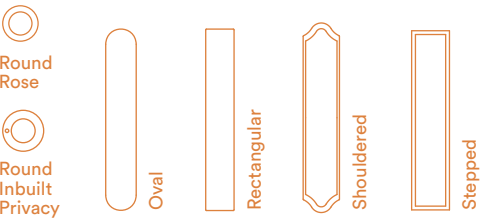
Verona

Paying homage to the rich design history of northern Italy, the Verona is refined and elegant. As trends come and go, this classically designed range will stand the test of time; providing a touch of prestige to your home for years to come.

The Verona lever can be purchased as a passage, privacy or entrance kit. Kits include all components required to install on your door.



Backplate Options



Lever Finishes

- | | |
|---|---|
|  Matt Black |  Signature Brass |
|  Polished Brass |  Polished Chrome |
|  Brushed Brass |  Brushed Chrome |
|  Satin Nickel |  Distressed Nickel |
|  Polished Nickel | |

Explore the Verona collection.





Sliding Door Pulls – Rectangular and Round

Iver's sliding door pull collection combines sleek aesthetics with durability and functionality. Forged from solid brass, these low-profile pulls sit neatly in your door for understated appeal.

The Rectangular sliding door pull is available as passage, privacy or entrance kit only. The Round sliding door pull is available as a privacy kit only. Sliding door pull kits include all components required to install on your door, including an edge pull.



Sliding Door Pull Finishes

- | | |
|---|---|
|  Matt Black |  Signature Brass |
|  Brushed Brass |  Polished Chrome |
|  Satin Nickel |  Brushed Chrome |

Explore the Sliding Door Pull collection.



Accessibility

Baltimore and Oslo Return Levers, and Accessibility Privacy Turns

The Baltimore and Oslo Return levers feature sleek lines and are both fire-rated to 2 hours and DDA compliant, making them perfect options for commercial projects. Iver's range of DDA compliant hardware is available in select finishes, complementing other Iver products and accessories.



Baltimore Return Lever on Rectangular Backplate 10848 in Signature Brass.

Baltimore Return



Oslo Return



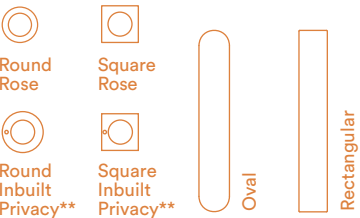
Round Privacy Turn



Square Privacy Turn



Return Backplate Options




Lever Finishes *Finish not available for Baltimore Return

- | | |
|---|---|
|  Matt Black |  Signature Brass |
|  Polished Brass |  Polished Chrome |
|  Brushed Brass |  Brushed Chrome |
|  Satin Nickel |  Distressed Nickel |
|  Polished Nickel | |

Accessibility Privacy Turns



Accessibility Privacy Turns Finishes

- | | |
|--|---|
|  Matt Black |  Signature Brass |
|  Polished Brass |  Polished Chrome |
|  Brushed Brass |  Brushed Chrome |
|  Satin Nickel | |

All Iver levers and knobs are also fire rated to 2 hours to meet the requirements of the Australian Standard (AS1530.4:2014).

** Return levers with inbuilt privacy and backplate privacy are not DDA compliant.

Explore Iver's DDA compliant Levers



Accessories

Add the finishing touches to your project and select from a range of accessories to perfectly pair your door hardware with matching tube latches, privacy turns, hinges, door stops, bolts, external locks, adaptor plates, escutcheons, euro cylinders and ring knocker.

Explore Iver Accessories



Tube Latches & Privacy Turns



Escutcheons



Hinges



Door Stops



Bolts



External Locks



Ring Knocker



Euro Cylinders



Adaptor Plates

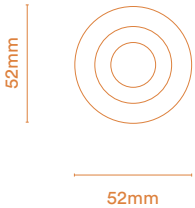


Baltimore Lever on Round Rose 9365, Round Concealed Fix Privacy Turn 9361 all in Brushed Brass.
Photography: Marne Hawson, Project: Off the Grid, Builder: Wade Builders, VIC.

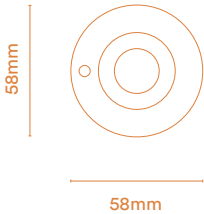


Baltimore Lever on Round Rose 9365, in Brushed Brass.
Photography: Marnie Hawson, Project: Off the Grid, Builder: Wade Builders, VIC.

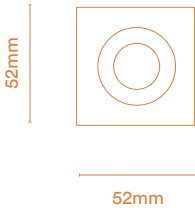
Round Rose



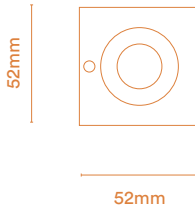
Round Inbuilt Privacy



Square Rose




Square Inbuilt Privacy



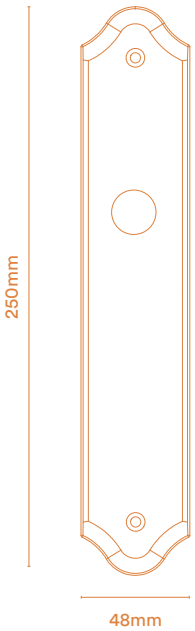
Oval




Rectangular



Shouldered



Stepped



Technical Information - Cabinetware

Find below specifications for Iver’s cabinetware range, including key definitions and product measurements.

Key Measurement Definitions

Centre-to-Centre (CTC)
Centre-to-Centre (commonly referred to as CTC) is the distance between the two fixing points of a product. This measurement is taken from the centre of one fixing point to the centre of another fixing point. This measurement does not reflect the overall length of the product.

Overall Length (OL)
Overall Length refers to the overall length of the product, it is the measurement between the two farthest points on the product.

The CTC will often be shorter than the overall length, due to the location of the fixing points being inset from the edge.

Backplate Length (BP)
Backplate Length refers to the total length of the backplate, it is the measurement between the two farthest points on the backplate.

Width (W)
The definition of width may vary across different product types, however in this instance it is used to convey the width of the product relative to its length.

Cabinetware Product Installation

All Iver cabinetware pieces are installed using a rear-fix method, meaning that no screws are visible from the front of the fixing surface, guaranteeing a seamless look and feel.

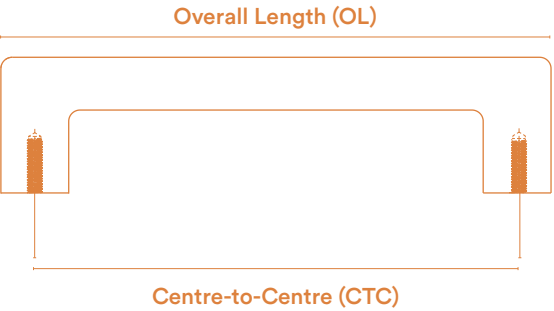
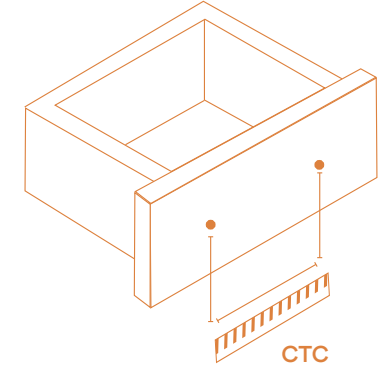
All Iver cabinetware pieces are sold with the required bolts included.

Please find some basic installation instructions below.

- Using your preferred method mark the product fixing points on the surface where you are installing the product – we recommend drilling from the front to avoid any splintering showing on your surface
- Using a drill, drill a 4mm pilot hole at each fixing point
- Insert the M4 threaded bolt from the rear of the fixing surface and affix the product
- Hand-tighten bolts with a screwdriver to avoid over-tightening or stripping the screws.

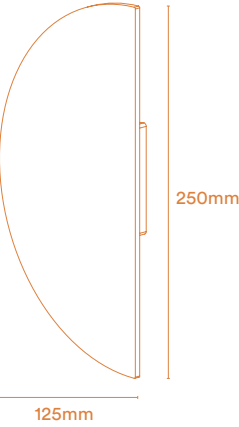
Installation instructions for affixing the Osaka Large Half Moon Pull to a door can be found using the QR code on page 86.

How to measure cabinet pulls in various styles and sizes

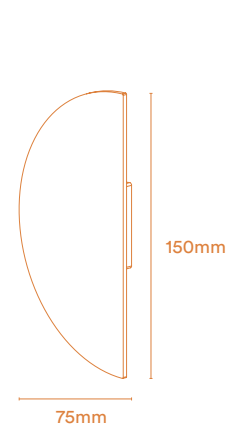


Cabinetware Measurements

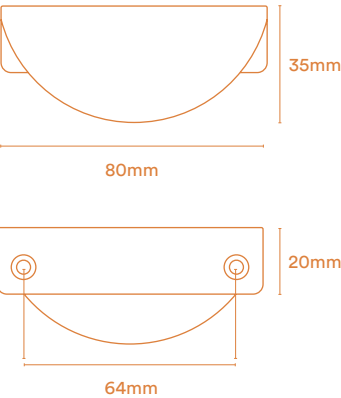
Large Half Moon Pull



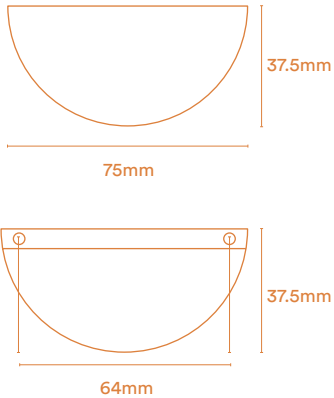
Cupboard Half Moon Pull



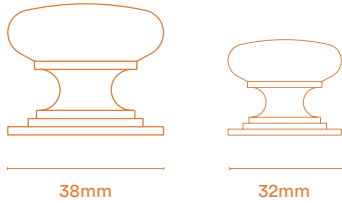
Half Moon Lip Pull



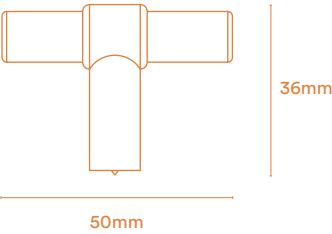
Half Moon Drawer Pull



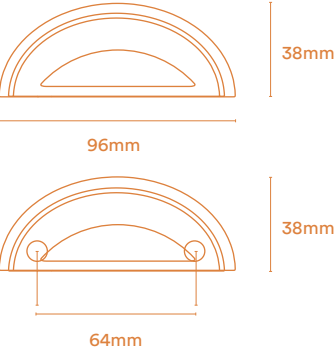
Cupboard Knobs



T Pull



Drawer Pull



Centre-to-Centre (CTC) Measurements

Cabinet Pulls CTC (mm)	50	96	128	160	256	320	450	600	900
Sarlat			•	•	•	•	•		
Helsinki	•	•	•	•	•				
Osaka		•	•	•	•				
Baltimore			•	•	•	•	•		
Door Pull Handles									
Sarlat							•	•	
Helsinki							•	•	•
Baltimore								•	•

Technical Information

Explore our helpful resources and downloads. Find inspiration on the go with the digital Iver lookbook, learn how to install products with our downloadable Installation guides, discover Iver's range of finishes and find a range of helpful warranty, product care information and frequently asked questions.



Lookbook

Scan for the digital version of the Iver lookbook.



Installation Guides

Download Iver's easy-to-follow installation guides and learn how to install your products.



Finishes

Explore Iver's finish options and find the perfect complementary palette for your home.












FAQ & Warranty

Find a range of useful information including warranty, product care and frequently asked questions.

Finishes

The durability and appearance of our lacquered finishes are strictly connected with the user's care. Longevity of the lacquer is dependent on day-to-day usage and a number of environmental factors. Direct application of abrasive cleaners or chemicals containing alcohol will accelerate the breakdown of the lacquer, and should be avoided.

Finishes

	PB	SigB	MB	PC	BC	BruB	SN	PN	DN
									
Levers									
Anney	•	•	•	•	•	•	•	•	•
Baltimore	•	•	•	•	•	•	•		
Baltimore Return (DDA)	•	•	•	•	•	•	•		
Copenhagen		•	•	•	•	•	•		•
Helsinki		•	•	•	•	•	•		
Osaka		•	•	•	•	•	•		
Oslo Return (DDA)	•	•	•	•	•	•	•	•	•
Oxford		•	•			•	•		
Sarlat	•	•	•	•	•	•	•	•	•
Stirling	•	•	•	•	•	•	•		•
Verona	•	•	•	•	•	•	•	•	•
Cabinetware									
Baltimore		•	•	•	•	•	•		
Helsinki		•	•	•	•	•	•		
Osaka		•	•	•	•	•	•		
Sarlat	•	•	•	•	•	•	•	•*	•
Door Knobs									
Cambridge	•	•	•	•	•	•	•	•	•
Paddington	•	•	•	•	•	•	•	•	•
Guildford	•	•	•	•	•	•	•	•	•
Centre Door Knob & Door Knockers									
Ring Door Knocker	•	•	•	•	•		•	•	•
Sarlat Door Knocker	•	•	•	•	•	•	•	•	•
Sarlat Centre Door Knob	•	•	•	•	•	•	•	•	•
Door Pulls									
Baltimore	•	•	•	•	•	•	•		
Helsinki**		•	•	•	•	•	•		
Osaka		•	•	•	•	•	•		
Sarlat	•	•	•	•	•	•	•	•	•
Sarlat on Backplate	•	•	•	•	•	•	•	•	•
Sliding Door Pulls									
Round Pull		•	•	•	•	•	•		
Rectangular Pull		•	•	•	•	•	•		

*Sarlat cupboard knob only **Helsinki 900mm pull handle in Signature Brass, Brushed Chrome and Satin Nickel are currently unavailable.

Created for life.

Iver Australia

iver.com.au
info@iver.com.au

14-16 Stepney Street
Stepney, South Australia 5069
P. +61 (0)8 8362 1133

Iver New Zealand

iver.co.nz
info@iver.co.nz

P. +64 (0)6 359 0008

© @iver_life